

KRISHNA INSTITUTE OF MEDICAL SCIENCES, KARAD
General Time Table for Phase I (1st MBBS) 2021-22 Batch

Time	Monday	Tuesday	Wednesday	Thursday	Friday	Saturday
9-10am	Anatomy	Anatomy	Physiology	Anatomy	Anatomy	1 st , 3 rd & 5 th Saturday- Lectures 2 nd & 4 th Saturdays- Aetcom(L) Sports & extracurricular Activity
10-11am	Anatomy	Physiology	Anatomy	Biochemistry	Biochemistry	
11-12noon	Physiology	Biochemistry	Anatomy	Physiology	Physiology	Community Medicine lecture
12-1pm	LUNCH					
1-2pm	Anatomy Demo/ SGT	Physiology & Biochem Tutorial/SGT	Anatomy Demo/ SGT	Physiology & Biochem Tutorial/SGT	Anatomy Demo/ SGT	Physiology & Biochem Tutorial/SGT
2-5pm	Anatomy Dissection/Histo.	Practicals (A,B,C Batch)	Anatomy Histo/Dissection	Physiology & Biochem Practicals	Anatomy Dissection/Histo	Physiology & Biochem Practicals *Community Medicine visit

AETCOM –Every 2nd & 4th Saturday - 9 to 12 noon.

Community Medicine – Lecture – Fridays, Tuesdays & Saturday

***Visits (1 - 5 pm)** - Monday, Thursday & Friday (Feb 2022 to August 2022)

Sports & extracurricular activity - every 2nd & 4th Saturday

Term Exams. - Ist Internal assessment – 4th week of April 2022

-IInd Internal assessment – 4th week of August2022

Prelim Exam. – Ist week of Jan.2023

KRISHNA INSTITUTE OF MEDICAL SCIENCES, KARAD
1st M.B.B.S. 2021-2022 Batch
FOUNDATION COURSE (1st February to 11th February 2022)
Venue: Jupiter Hall, Annexure Building

Date/Time	9.30 - 10.30	10.30 - 11.30	11.30 - 12.30	Lunch Break	2.30 - 3.30	3.30 - 4.30
1/2/2022	Inaugural Function of FC Welcome speech by Dean, KIMS		Goal - Role of IMG Dr. Sanjay Patil	1.00 pm to 2.00 pm	Institutional rules and regulations Dr. M.P. Ambali	Coat Ceremony Dr. Deepali Jankar
2/2/2022	Interaction with Patients (Paed.) Dr. G.G. Jog	Covid-19 Dr. V.C. Patil	Concept of Professionalism and ethics Dr. Poovishnudevi		IT	Introduction to Library Services
3/2/2022	Knowledge Attitude and Practice awareness in Medical students Dr. S.B. Mane	History of Medicine Dr. U.T. Kumbhar	Health care system and its delivery Dr. Sujata Patil Community Medicine		Research methodology and scientific writing Dr. Arun Patil	Documentation and Medical Record Dr. Ajay Patil
4/2/2022	Ethical issues in organ donation Dr. Pravin Shingare Hon'ble Pro-Chancellor KIMSDU, Karad	Basic Life Support Dr. Nasima Kanase (Dept. of Anaesthesia)			Orientation to clinical subjects Dr. V.C. Patil	Information about logbook and certifiable competencies Dr. A.G. Joshi
5/2/2022	Communication and Interaction with patients Dr. R.P. Patange (Ob. & Gyn.)	Handling Bio-material/Bio-waste management Dr. R.V. Shinde (Microbiology)	Value Education Dr. S.R. Kanetkar		Hand washing First Aid Needle Injury Dr. Nitin Nangare	NRHM NUHM Dr. Mrs. S.V. Patil

7/2/2022	Narrative Learning and Reflective Learning Dr. V.C. Patil	OSCE-OSPE Dr. Harsha Patil	Functioning as a part of Health care team Dr. Sunil Korabu THO, Karad	1.00 pm to 2.00 pm	Humanities in Medical Profession Dr. C.C. Khanwelkar	Campus Visit
8/2/2022	Stress Management Dr. Ajish Mangot	Healthy Lifestyle and Road safety Dr. Vinay Bannur	Introduction to Disease prevention and Health promotion Dr. S.M. Kumbhar		AETCOM Dr. A.G. Joshi	Group Learning Learning from patients and health care team Dr. Manisha Laddad
9/2/2022	Introduction and concept of Blood bank Dr. S.K. Chavan	Formative and internal assessment Dr. Mrs. G.S. Karande	Orientation to paraclinical subjects Dr. Mrs. Vandana Thorat		Principles of family practice Dr. Mrs. Raje	Immunization requirements of health care professionals Dr. C.D. Aundhakar
10/2/2022	Gender Sensitization Workshop by Women Empowerment Cell (KIMS DTBU) Dr Mrs C C Khanwelkar Dr Mrs S A Jadhav				Drawing Competition	
11/2/2021	National Health Priorities Dr. Supriya Patil	Consequences of unethical and unprofessional behaviour Team bioethics Dr. S.A. Jadhav	Medicolegal aspects in medical profession Dr. Chandrakant Kokatnur		Cultural Program	

Time Table for Batch 2021-2022

Date	Day	9-10	10-11	11-12	12-1	1-2	2-5		
14.2.22	Mon.	Anat. Induction	Anat. orientation	Physio. Induction	Lunch	Anat. DOAP clavicle AN8.1, AN8.2, AN8.3 AN8.4 VI-ORTH	Anat.pract. Cadaveric oath AN66.1, AN66.2 Pectoral region. AN9.1, AN9.2		
15.2.22	Tue	Cell Anat. (Alignment with Physiology and Biochemistry)	Physio Cell PY1.1 VI- Patho	Biochem Induction	Lunch	SGT A, B & C	Physio Practical Microscope A	Physio Practical Instruments B	Biochem. Practical BI 11.1 C
16.2.22	Wed	Physio Homeostasis PY 1.2	Anat. cartilage AN2.4	Anat. Anat. fascia AN4.3, AN4.4, 5 VI- DERMAT SDL	Lunch	DOAP scapula AN8.1, AN8.2, AN8.4 VI-ORTH	Dissection/Histology practical Anat.pract. axilla AN10.5, AN10.8, AN10.10		
17.2.22	Thu	Anat. General features of bones AN1.2, AN2.1 AN2.2 AN2.3	Biochem. Cell BI1.1 (Alignment with physiology)	Physio. PY 2.1,2.2	Lunch	SGT A, B & C	Physio Practical Microscope B	Physio Practical Instruments C	Biochem. Practical BI 11.1 A
18.2.22	Fri.	Anat. SDL	Biochem. BI 3.1	Physio. PY1.5	Lunch	SGT A, B & C	Dissection/Histology practical Anat Pract Axilla AN10.3, AN10.4		

21.2.22	Mon.	Anat. joints AN2.5, AN2.6 VI-ORTHO	Anat. nervous system (HI-PY) AN7.1, AN7.2, AN7.3, AN7.4, AN7.5, AN7.6, AN7.7, AN7.8	Physio PY2.3, 2.4	Lunch	SGT A, B & C	Dissection/Histology practical shoulder joint AN10.12			
22.2.22	Tues.	Anat. lymphatic system AN6.1, AN6.2, AN6.3 VI-SURG	Physio. PY1.5	Biochem BI 3.1	Lunch	Tutorial	Physio Practical Microscope C	Physio Practical Instruments A	Biochem. Practical BI 11.1 B	
23.2.22	Wed	Physio PY 2.3	Anat 3.1 ,3.2,3.3 Muscle	Anat. joints AN2.5, AN2.6 VI-ORTHO	Lunch	Anat ECE LECT	Dissection/Histology practical AN11.1, AN11.3, AN11.5,			
24.2.22	Thur.	Anat. Pectoral region. Breast AN9.1, AN9.2, AN9.3 VI-SURG	Biochem. BI 3.1	Physio PY 2.5 Integration with patho & Biochem.	Lunch	Tutorial	Physio Practical 2.11 Hb A	Physio Practical PY 3.18 Simple muscle curve B	Biochem. Practical ECE visit to CCL BI 11.3 C	
25.2.22	Fri.	Anat. Embry.Intro.AN 76.1 ,76.2	Biochem. BI 3.1	Physio. PY1.5	Lunch	DOAP ulna AN8.1, AN8.2, AN8.4 VI-ORTH	Dissection/Histology practical AN65.1, AN65.2 Anat. AN12.1, AN12.2, AN12.3			
26.2.22	Sat.	AETCOM				AETCOMSDL		Sport & Extra Curricular Activity		
28.2.22	Mon.	Histology. epith AN65.1, AN65.	Anat. brachial plexus AN10.3, AN10.5, AN10.6, AN10.13 VI-SURG	Physio. PY1.5	Lunch	DOAP.– AN13.3 AN13.5 VI-Radio	Dissection/Histology practical AN12.5, AN12.6, AN12.7, AN12.9 AN12.11,			
2.3.22	Wed.	Physio. PY2.6	Anat. axillary artery AN10.1,10.2,10.4,	Anat AN 10.13	Lunch	Anat. Rev. AN 8.1 to 8.6	Dissection/Histology practical AN12.12 VI-SURG AN12.14, AN12.15 VI-SURG			

			10.7 Anat Histology Conn. tissue AN66.1, AN66.2						
3.3.22	Thur.	Anat.emb Gametogenesis AN77.1, AN77.2, AN77.3	Biochem. BI 3.1	Physio PY 1.8	Lunch	Tutorial	Physio Practical 2.11 WBC A	Physio Practical PY 3.18 B	Biochem. Practical ECE visit to CCL BI 11.3 C
4.3.22	Fri.	Anat. ECE	Biochem. BI 4.1	Physio PY 2.7	Lunch	DOAP Scapula AN8.4	Dissection/Histology practical Muscle AN67.1, AN67.2, AN67.3 axilla AN10.5, AN10.8, AN10.10		
5.3.22	Sat.	Biochem BI 5.2,6.12 (Alignment with Physio)	Physio. PY 1.8	PSM 1.1 public health &history of medicine	Lunch	Tutorial	Physio Practical 2.11 WBC B	Physio Practical PY 3.18 C	Biochem. Practical BI 11.3 A
7.3.22	Mon.	Anat.Histology Epithelium AN 65.1,AN 65.2,	Anat. axillary artery AN10.2, AN10.9	Physio. PY 2.8	Lunch	DOAP radius AN8.1, AN8.2, AN8.4 VI-ORTH	Dissection/Histology practical Muscle AN67.1, AN67.2, AN67.3		
8.3.22	Tues.	SDL Axillary nerve AN 10.3	Physio PY 3.1,3.2	Biochem. BI 4.1	Lunch	Tutorial	Physio Practical 2.11 WBC C	Physio Practical PY 3.18 A	Biochem. Practical BI 11.3 B
9.3.22	Wed.	Physio ECE	Anat. brachial plexus AN10.3, AN10.5, AN10.6, AN10.13	shoulder joint AN10.12 SURG	Lunch	DOAP Anat. DOAP 8.1 to 8.6 humerus AN8.1, AN8.2, AN8.4	Anat. Dissection/Histology practical AN8.1, AN8.2, AN8.4		

						VI-ORThr			
10.3.22	Thur.	Physio. PY 3.3	Biochem BI 4.1	VI-SURG Anat. Ortho. AN 10.12 Anat	Lunch	Tutorial	Physio Practical 2.11 RBC A	Physio Practical PY 3.18 B	Biochem. Practical BI 11.4 C
11.3.22	Fri	Anat ECE	Biochem. BI 4.1	Physio. PY 2.9	Tutorial	Tutorial	Physio Practical 2.11 RBC B	Physio Practical PY 3.18 C	Biochem. Practical BI 11.4 A
12.3.22	Sat.	Sport & Extra Curricular Activity				AETCOM SDL	AETCOM		
14.3.22	Mon.	Anat. Emb. fertilization AN77.4, AN77.5, AN77.6 VI-OBG	Anat. Muscle AN67.1, AN67.2, AN67.3	Physio. PY2.10	Tutorial	DOAP ulna AN8.1, AN8.2, AN8.4 VI-ORTH	Anat. Dissection/Histology practical Pract Anat. Histology Nervous tissue AN68.1, AN68.2, AN68.3 AN12.1, AN12.2, AN12.3		
15.3.22	Tue	Anat. Ulnar nerve AN10.3	Physio PY3.7, 3.8	PSM 1.2 concept of health	Lunch Comm. Med.(1.3) Aetiological factors of diseases	Tutorial	Physio Practical 2.11 RBC C	Physio Practical PY 3.18 A	Biochem. Practical BI 11.4 B
16.3.22	Wed.	Physio ECE 2.10	Anat. cubital fossa AN11.3, AN11.5, AN11.6 Vi ortho,surg	Anat. Radial nerve AN 10.3	Lunch	DOAP 8.1 to 8.6 humerus AN8.1, AN8.2, AN8.4 VI-ORThr	Pract Anat. surface AN13.6, AN13.7		
17.3.22	Thur.	Anat. Menstrual cycle AN 77.1	Biochem.BI 4.1,11.24	Physio. PY 3.9,3.10	Lunch	Tutorial	Physio Practical 2.11 Blood group & 2.12ESR ,PCV	Physio Practical PY 3.18 B	Biochem. Practical BI 11.21 &11.22. C

							A		
18.3.22	Fri.	Anat. Embryology AN13.8	Biochem. BI 5.1	Physio PY 2.10	Lunch	Anat. practical PCT-SUPERIOR EXTREMITY PRACTICAL			
19.3.22	Sat.	LCD Demo.BI ECE 11.16	Physio. PY3.11,3.12,3.13	Anat. fascial spaces of palm AN12.10 VI-SURG	Lunch	Tutorial	Physio Practical 2.11 Blood group & 2.12ESR ,PCV B	Physio Practical PY 3.18 C	Biochem. Practical BI 11.21 &11.22. A
21.3.22	Mon.	Anat.Histo Connective tissue AN 66.1,AN66.2	Anat ECE LECT	Physio. PY 10.5	Lunch	DOAP – surface AN13.6 ,	Pract Anat. Histology Blood Vessels AN69.1, AN62.2, AN69.3 AN12.14, AN12.15 VI-SURG		
22.3.22	Tue.	Anat. Lymphatic UL AN13.1, AN13.2	Physio.ECE PY3.4,3.5,3.6	Biochem. BI 5.1	Lunch	Tutorial	Physio Practical 2.11 Blood group & 2.12ESR ,PCV C	Physio Practical PY 3.18 A	Biochem. Practical BI 11.21 &11.22. B
23.3.22	Wed.	Physio. PY 10.5	Anat.scalp AN 27.1	Anat. Embryology Ovarian cycle AN 77.2	Lunch	PSM SGT	Barriers to health health seeking behavior (survey) PSM 2.3		
24.3.22	Thur.	Anat. AN13.8	Biochem. BI 5.2,6.12	Physio PY 10.5	Lunch	Tutorial	Physio PY DLC 2.11 A	Physio PY 3.18 B	Biochem. Practical BI 11.21 C
25.3.22	Fri.	Anat. Muscles of facial expression AN28.1	Biochem. BI 5.1	PSM 1.3,1.4,1.5 Disease causation natural history of disease and level	Lunch	DOAP Skull AN26.1	Anat. Dissection/Histology practical AN28.1,28.3,28.4		

				of prevention					
26.3.22	Sat.	Sport & Extra Curricular Activity			Lunch	AETCOM SDL	AETCOM		
28.3.22	Mon.	Anatomy Histology Conn. tissue AN66.1, AN66.2	Anat.Extra ocular muscles of eyeball AN 31.1	Physio. (SDL)	Lunch	DOAP Skull AN26.1,26.2	Anat. Dissection/Histology practical AN28.1,28.3,28.4		
29.3.22	Tue.	Anat. Emb 3rd to 8th wk AN79.4, AN79.5,	Physio.PY 3.8,3.9	Biochem. BI 5.1	Lunch	Tutorial	Physio PY DLC 2.11 B	Physio PY 3.18 C	Biochem. Practical BI 11.21 A
30.3.22	Wed.	Physio. PY6.1,6.2	Anat. Anterior triangle of the neck AN 32.1	Anat. AN79.6 VI - OBG	Lunch	DOAP.– Skull AN26.1,26.2	Anat. Dissection/Histology practical AN29.1,29.4	DOAP.– Skull AN26.1,26.2	Anat. Dissection/Histology practical AN29.1,29.4
31.3.22	Thur.	Anat ECE LECT	Biochem. BI 5.1	Physio. PY5.1	Lunch	Tutorial	Physio PY DLC 2.11 C	Physio PY 3.18 A	Biochem. Practical BI 11.21 B
1.4.22	Fri.	Comm. Med.(1.5) Concepts and levels of prevention	Biochem. BI 2.1	Physio PY 6.2	Lunch	DOAP.– Skull AN26.1,26.2	Anat. Dissection/Histology practical AN29.1,29.4		
4.4.22	Mon. .	Anat. Histology Muscle AN67.1 67.2,67.3	Anat.Carotid triangle AN32.2	Physio. PY5.3	Lunch	DOAP Cranial fossae AN 30.1	Anat. Dissection/Histology practical AN32.1,32.2		
5.4.22	Tues, .	Anat.Emb Fetal membranes	Physio PY5.3	Biochem. 6.2	Lunch	Tutorial	Physio PY BT CT 2.11 osmotic fragility 2.12	Physio PY 3.18	Biochem. Practical BI 11.21

		AN80.1, AN80.2AN80.3 VI-OBG					A	B	C
6.4.22	Wed.	Physio PY 6.2	Digastric triangle AN 32.2	Anat. Embryology Cleavage and blastocyst AN 78.1	Lunch	Tutorial DOAP.– Skull	Anat. Dissection/Histology practical AN32.1,32.2		
7.4.22	Thur.	Anat. Muscles of mastication AN 33.2	Biochem. BI 2.2	Physio. PY5.4	Lunch	Tutorial	Physio PY BT CT 2.11 osmotic fragility 2.12 B	Physio PY 3.18 C	Biochem. Practical BI 11.21 A
08.4.22	Fri.	Anat.Temporo mandubular joint AN 33.3	Biochem. BI 2.3	Physio. PY6.3	Lunch	DOAP.– Cranial fossae AN 30.1	Anat. Dissection/Histology practical AN32.1,32.2		
9.4.22	Sat.	Sport & Extra Curricular Activity			Lunch	Sport & Extra Curricular Activity			
11.4.22	Mon.	Anat. Histology nervous tissue AN68.1,68.2,68. 3	Anat. submandibular gland AN 34.1	Physio. PY6.3	Lunch	DOAP Cranial fossae AN 30.1	Anat. Dissection/Histology practical AN32.1,32.2		
12.4.22	Tue.	Anat. Soft palate AN 36.1	Physio PY5.5	Biochem. BI 2.4	Lunch	Tutorial	Physio PY BT CT 2.11 osmotic fragility 2.12 C	Physio PY 3.18 A	Biochem. Practical BI 11.21 B
13.4.22	Wed.	Physio PY 5.5,5.6	Anat.emb Prenatal Diagnosis AN81.1, AN81.2, AN81.3 VI-OBG	Anat.Nasal cavity AN 37.1	Lunch	DOAP Cranial fossae AN 30.1	Anat. Dissection/Histology practical AN34.1,34.2		

16.4.22	Sat.	Biochem. BI 2.5	Physio. PY6.3	PSM 1.7 Indicators of health	Lunch	Tutorial	Physio Practical PY 11.13 A	Physio Practical PY 3.18 B	Biochem. Practical BI 11.7 ECE C
18.4.22	Mon.	Anat.Larynx AN38.1 3	Anat.Tongue AN 39.1	Physio PY 6.3	Lunch	Anat DOAP AN20.8, AN20.9 VI-MED,SURG	Anat. Dissection/Histology practical AN39.1		
19.4.22	Tue.	Anat. Histology Blood vesselsAN 69.1,62.2,69.	Physio. PY5.7	Biochem BI 2.6	Lunch	Tutorial	Physio Practical PY 11.13 B	Physio Practical PY 3.18 C	Biochem. Practical BI 11.7 ECE A
20.4.22	Wed.	Physio. PY6.3	Anat. Pituitary gland AN 43.4	Anat palatine tonsil AN36.1	Lunch	DOAP.–cervical vertebrae AN26.5	Anat. Dissection/Histology practical AN38.1		
21.4.22	Thu r.	Anat.Thyroid gland AN35.2	Biochem. BI 2.7	Physio. PY5.8	Lunch	Tutorial	Physio Practical PY 11.13 C	Physio Practical PY 3.18 A	Biochem. Practical BI 11.7 ECE B
22.4.22	Fri.	Anat. Facial nerve AN 28.4	Biochem. BI 6.6	Physio. PY5.9	Lunch	PSM DOAP	2.3PSM Good Health seeking behavior (Discussion, Demonstration)		
First internal assessment examination-25.4.22 to 5.5.22									
6.5.22	Fri.	Anat. Embryology ImplantationAN 78.3	Biochem BI 6.6	Physio. PY6.3	Lunch	DOAP Cranial fossae AN 30.2	Anat. Dissection/Histology practical AN41.1		

7.5.22	Sat.	Biochem BI 3.2,	Physio PY5.9	Anat.histology glands AN 70.1	Lunch	Tutorial	Physio Practical PY 5.15 A	Physio Practical PY 3.18 B	Biochem. Practical BI6.4 C
9.5.22	Mon .	Anat. hypoglossal nerve AN 35.7	Anat. Histo.lymphoid tissue AN 70.2	Physio. PY6.3	Lunch	Anat. ECE. PRACT			
10.5.22	Tue.	Anat.Cavernous sinus AN30.4	Physio. PY5.5	PSM 2.2 socio cultural factors in health, family- type, role & function	Lunch	Tutorial	Physio Practical PY 5.15 B	Physio Practical PY 3.18 C	Biochem. Practical BI6.4 A
11.5.22	Wed .	Physio. PY5.9	Anat.glossophary ngeal nerve AN35.7	Anat.parotid gland AN 28.9	Lunch	DOAP.– mandible AN26.4	Anat. Dissection/Histology practical AN42.2		
12.5.22	Thur .	Anat.Embryolog y Pro chordal plate AN 78.4	Biochem. SDL	Physio. PY 5.9	Lunch	Tutorial	Physio Practical PY 5.15 C	Physio Practical PY 3.18 A	Biochem. Practical BI6.4 B
13.5.22	Fri.	Anat SDL	Biochem BI 3.3	Physio. PY6.6	Lunch	DOAP.– hip bone AN14.1,14.2	Anat. Dissection/Histology practical AN 15.3, 15.4		
14.5.22	Sat.	Sport & Extra Curricular Activity			Lunch	Sport & Extra Curricular Activity			
16.5.22	Mon .	Anat.suboccipit al triangle AN	Anat.histo. bone AN 71.1	Physio. PY5.11	Lunch	DOAP Femur AN	Anat. Dissection/Histology practical AN15.2,15.3		

		42.2				14.1,14.2			
17.5.22	Tue.	Anat. Lower limb AN 15.3, 15.4	Physio. PY5.10, 5.11	Biochem BI 3.4		Physio SGT	Physio Practical PY6.9 A	Physio Practical PY5.12,5.16 B	Biochem. Practical BI 11.11 C
18.5.22	Wed .	Physio. PY6.4	Anat. ECE AN 17.1,17.2,17.3	Anat. AN16.2,16.3 Surg.	Lunch	DOAP patella ,tibia AN18.5,14.1	Anat. Dissection/Histology practical AN 15.1,15.2,15.3		
19.5.22	Thu.	Anat.Embry.Pri mitive streak AN 79.1	Biochem BI 3.5	Physio. PY5.10	Lunch	Physio SGT	Physio Practical PY6.9 B	Physio Practical PY5.12,5.16 C	Biochem. Practical BI 11.11 A
20.5.22	Fri.	Anat. AN 18.3	Biochem. BI 3.6	PSM 17.1 health problems in India- introduction & community diagnosis	Lunch	DOAP tibia,fibula AN14.1,14.2	Anat. Dissection/Histology practical AN 16.1,16.4		
21.5.22	Sat.	Biochem. BI 3.5,3.6	Physio. PY 5.10	PSM 17.5 healthcare delivery in India	Lunch	Physio SGT	Physio Practical PY6.9 C	Physio Practical PY5.12 ,5.16 A	Biochem. Practical BI 11.11 B
23.5.22	Mon .	Anat. AN18.6,18.7, ortho	Anat. AN19.5, 19.6, 19.7 ORTHO	Physio. PY6.4, 6.5	Lunch	PSM DOAP	PSM17.2 Community Survey and Diagnosis		

		Anat.histo. cartilage AN 71.2							
24.5.22	Tue	Anat. AN19.4 ORTHO	Physio. PY5.10	Biochem. ECE BI 3.7,3.8	Lunch	Tutorial	Physio Practical CPR artificial respirationPY11.14 A	Physio Practical PY 5.12 B	Biochem. Practical BI 11.9 C
25.5.22	Wed	Physio PY 6.7	Anat. AN 20.2	Anat.Emb notochord AN 79.2	Lunch	DOAP AN14.4,20.6	Anat. Dissection/Histology practical AN16.5,16.6		
26.5.22	Thur	Anat SDL	Biochem. ECE BI 3.9,3.10	Physio PY 10.1	Lunch	Tutorial	Physio Practical CPR artificial respirationPY11.14 B	Physio Practical PY 5.12 C	Biochem. Practical BI 11.9 A
27.5.22	Fri.	Anat. AN 20.5	Biochem ECE	PSM 17.3 primary healthcare	Lunch	DOAP AN20.7	Anat. Dissection/Histology practical Pract Anat AN24.1, AN24.2, HI-PHY,VI-MED		
28.5.22	Sat.	AETCOM		Comm. Med.9.1 Principles of demography	Lunch	Sport & Extra Curricular Activity			
30.5.22	Mon	Anat. Histo.integume ntry system AN 72.1.	Anat. AN20.10 HI-PHY,VI-MED	Physio. PY 6.6 ECE	Lunch	DOAP sternum AN21.1	Anat. Dissection/Histology practical AN21.4		

31.5.22	Tue	Anat. AN21.7	Physio PY10.2	Biochem BI 4.2	Lunch	Tutorial A, B & C	Physio Practical CPR artificial respirationPY11.14 C	Physio Practical PY 5.12 A	Biochem. Practical BI 11.9 B
1.6.22	Wed	Physio PY 11.4	Anat AN 21.10	Anat Embryology neural tube AN 79.3	Lunch	DOAP typical rib AN21.1	Anat. Dissection/Histology practical AN 21.4,21.5,		
2.6.22	Thu.	Anat. AN22.4	Biochem BI 4.4	Physio ECE	Lunch	Tutorial	Phy Practical ECE A	Phy PY 6.8 B	Bio Pract ECE (DM) C
3.6.22	Fri.	Anat. AN 22.7	Biochem BI 4.3	Phy PY 11.8	Lunch	DOAP atypical rib AN 21.1	Anat. Dissection/Histology practical AN21.4,21.5,21.6		
4.6.22	Sat.	Biochem SDL	Physio.PY 10.2	PSM 1.8 demographic profile of India& its impact	Lunch	Tutorial	Phy Practical ECE B	Phy PY 6.8 C	Bio Pract ECE (DM) A
6.6.22	Mon .	Anat histology digestive system,oesoph agus and stomach AN52.1	Anat. AN 23.6	Physio PY 11.8	Lunch	DOAP thoracic vertebra AN21.2	Anat. Dissection/Histology practical AN21.11		
7.6.21	Tue	Anat AN 24.3	Physio PY 10.2	Biochem BI4.5	Lunch	Tutorial	Phy Practical ECE C	Phy PY 6.8 A	Bio Pract ECE (DM) B

8.6.21	Wed	Physio PY 10.7	Anat AN24.5	Anat. AN24.6	Lunch	DOAP atypical thoracic vertebra AN21.1	Anat. Dissection/Histology practical AN22.1,22.2,22.3		
9.6.21	Thur .	Anat Embryology Somites AN 79.4	Biochem ECE BI 4.6	Physio PY 10.2	Lunch	Tutorial	Physio Practical Cardiac efficiency test PY3.15, 3.16 A	Physio Practical ECG PY 5.13 B	Biochem. Practical BI 11.10 C
10.6.22	Fri.	Anat. AN 25.2	Biochem BI 4.6	Physio PY 10.7	Lunch	DOAP thoracic inlet AN21.3	Anat. Dissection/Histology practical AN 22.1 to 22.6		
11.6.22	Sat.	AETCOM			Lunch	AETCOM SDL	Sport & Extra Curricular Activity		
13.6.22	Mon .	Anat.AN25.4	Anat. AN25.3	Physio PY 10.7	Lunch,	DOAPlungs AN25.1	Anat. Dissection/Histology practical AN 25.1		
14.6.22	Tue.	Anat. histology digestive system,duoden um,jejunum,ile um AN52.1	Physio PY 10.2	PSM Comm. Med.9.2 family & its indicators	Lunch	Tutorial	Physio Practical Cardiac efficiency test PY3.15, 3.16 B	Physio Practical ECG PY 5.13 C	Biochem. Practical BI 11.10 A
15.6.22	Wed .	Physio PY 10.7	Anat. AN 25.5	Anat. Embryology Yolk sac AN 80.	Lunch	DOAP lungs,trachea AN25.1,24.1	Anat. Dissection/Histology practical AN25.1,24.1		
16.6.22	Thur .	Anat SDL	Biochem BI 4.7	Physio PY 10.3	Lunch	Tutorial	Physio Practical Cardiac efficiency test PY3.15, 3.16 C	Physio Practical ECG PY 5.13 A	Biochem. Practical BI 11.10 B
17.6.22	Fri.	Anat. AN 25.6	Biochem BI ECE 4.7	PSM 5.1 sources of nutrients	Lunch	DOAP AN 56.1,56.2	Anat. Dissection/Histology practical AN 56.1,56.2		

				nutritional problems in public health					
18.6.22	Sat.	Biochem BI 5.3	Physio PY 10.3	Anat. histology digestive system, large intestine, appendix AN52.1	Lunch	Tutorial	Physio Practical Higher functions and cranial nerves PY10.11 A	Physio Practical Stethography and platelets PY 2.13 B	Biochem. Practical BI 11.14 C
20.6.22	Mon .	Anat. meninges and C.S.F. AN 56.1, 56.2	Anat. Spinal cord AN 57.1	Physio ECE	Lunch	DOAP AN 58.1	Anat. Dissection/Histology practical AN 58.1		
21.6.21	Tue.	Anat. Medulla oblongata AN 58.1	Physio PY 10.9	Biochem BI 5.3	Lunch	Tutorial	Physio Practical Higher functions and cranial nerves PY10.11 B	Physio Practical Stethography and platelets PY 2.13 C	Biochem. Practical BI 11.14 A
22.6.21	Wed .	Physio PY 10.9	Anat. Embryology Allantois AN 80.1	Anat. Pons AN 59.1	Lunch	PSM SDL	PSM 17.2 Community Survey and Diagnosis		
23.6.21	Thur .	Anat. Cerebellum AN 60.1	Biochem BI 5.4	Physio PY 10.3	Lunch	Tutorial	Physio Practical Higher functions and cranial nerves PY10.11 C	Physio Practical Stethography and platelets PY 2.13 A	Biochem. Practical BI 11.14 B
24.6.22	Fri.	Anat. histology liver, gall bladder AN52.1	Biochem BI 5.4	Physio PY 10.9	Lunch	DOAP AN61.1	Anat. Dissection/Histology practical AN61.1, AN52.1		
25.6.22	Sat	Sports and extracurricular activities			Lunch	Sports and extracurricular activities			
27.6.22	Mon .	Anat. Midbrain AN 61.1	Anat. cerebrum AN 62.1	Physio PY 10.7		DOAP AN 62.2	Anat. Dissection/Histology practical AN 62.2		

28.6.22	Tues	Anat. Cerebrum AN 62.2	Physio PY 10.7	PSM 5.3 nutrition related health disorders - MACRO(PEM)	Lunch	Tutorial	Physio Practical Sensory systemPY 10.11 A	Physio Practical Peak expiratory flow rate PY 6.10 B	Biochem. Practical BI 2.7 C
29.06.22	Wed	Physio PY 10.7	Anat.Embryology Amnion AN80.1	Anat. Lateral ventricle AN 63.1	Lunch	DOAP AN57.1	Anat. Dissection/Histology practical AN57.1		
30.6.22	Thur	Anat. histology pancreas,supra renal gland A N52.1	Biochem ECE	Physio PY 10.6	Lunch	Tutorial	Physio Practical Sensory systemPY 10.11 B	Physio Practical Peak expiratory flow rate PY 6.10 C	Biochem. Practical BI 2.7 A
1.7.22	Fri	Anat. Illrd ventricle AN63.1	Biochem BI 5.5 ECE	Physio PY 10.7	Lunch	PSM SDL	PSM 17.2 Analysis and Interpretation		
2.7.22	Sat	Biochem SDL	Physio PY 10.4	PSM 5.3 nutrition related health disorders -MICRO	Lunch	Tutorial	Physio Practical Sensory systemPY 10.11 C	Physio Practical Peak expiratory flow rate PY 6.10 A	Biochem. Practical BI 2.7 B
4.7.22	Mon	Anat.cerebellu m AN 60.2	Anat.IVth ventricle AN63.1	Physio PY10.7	Lunch	DOAP AN 60.2	Anat. Dissection/Histology practical AN 60.2		
5.7.22	Tue	Anat. Embryology Umbilical cord AN 80.2	Physio PY 10.6	PSM 5.4 &5.7 balanced diet, food pyramid, prudent diet &hygiene	Lunch	Tutorial	Physio Practical Motor I &II systemPY 10.11 A	Physio Practical ErgographyPY 3.14 B	Biochem. BI 11.15 C
6.7.21	Wed	Physio PY 10.7	Anat. Cerebrum AN 62.4	Anat.histology urinary system Kidney AN52.2	Lunch	DOAP AN 62.5	Anat. Dissection/Histology practical AN 62.5		

7.7.22	Thu	Anat. Thalamus AN 62.5	Biochem BI 6.1	Physio ECE	Lunch	Tutorial	Physio Practical Motor I &II systemPY 10.11 B	Physio Practical ErgographyPY 3.14 C	Biochem. BI 11.15 A
8.7.21	Fri	Anat. Rectus sheath AN 44.3	Biochem SDL	PSM 14.1 define &classify hospital waste	Lunch	DOAP AN 44.3	Anat. Dissection/Histology practical AN 44.3		
9.7.22	Sat	Sports & extracurricular activity			Lunch	Sports & extracurricular activity			
11.7.22	Mon	Anat.testis AN 46.1	Anat.inguinal canal AN 44.4	Physio PY 10.6	Lunch	DOAP testis AN 46.1	Anat. Dissection/Histology practical AN 46.1		
12.7.22	Tue	Anat. Embryology Placenta AN 80.3	Physio PY10.10	Biochem BI 6.5	Lunch	Tutorial	Physio Practical Motor I &II systemPY 10.11 C	Physio Practical ErgographyPY 3.14 A	Biochem. BI 11.15 B
13.7.22	Wed	Physio PY 10.6	Anat. Peritoneum AN 47.2	Anat.histology urinary system Ureter,urinary bladder AN52.2	Lunch	DOAP AN DOAP Flexor retinaculum,ext ensor retinoculum AN 12.3,12.14	Anat. Dissection/Histology practical AN 47.1		
14.7.22	Thu	Anat. Stomach AN 47.5,47.6	Biochem BI 6.5	Physio PY10.4	Lunch	Tutorial	Physio Practical Smell, taste, hearingPY 10.20, 10.16 A	Physio Practical Visual reflexes &exam. Of eye PY10.20 B	Biochem. B11.11, 11.12, 11.13 ECE C
15.7.22	Fri	Anat. Duodenum AN47.5,47.6	Biochem BI 6.5	Physio PY 10.4	Lunch	DOAP stomach AN 47.1, 47.2	Anat. Dissection/Histology practical AN 47.1,47.2		

16.7.22	Sat	Biochem BI 6.5	Physio PY 10.4	Anat SDL	Lunch	Tutorial	Physio Practical Smell, taste, hearingPY 10.20, 10.16 B	Physio Practical Visual reflexes &exam. Of eye PY10.20 C	Biochem. B11.11, 11.12, 11.13 ECE A
18.7.22	Mon	Anat. Spleen AN 47.5,47.6	Anat. Pancreas AN 47.5	Physio PY 10.5	Lunch	DOAP stomach AN 47.5,47.6	Anat. Dissection/Histology practical AN 47.5,47.6		
19.7.22	Tue	Anat.histology male reproductive system testis AN52.2	Physio PY 10.8, 11.11(VI) Ped, Psy	Biochem BI 6.5	Lunch	Tutorial	Physio Practical Smell, taste, hearingPY 10.20, 10.16 C	Physio Practical Visual reflexes &exam. Of eye PY10.20 A	Biochem. B11.11, 11.12, 11.13 ECE B
20.7.22	Wed	Physio PY 10.8	Anat.vermiform appendix AN 47.5,47.6	Anat. Kidney AN 47.5,47.6	Lunch	DOAP duodenum AN47.5,47.6	Anat. Dissection/Histology practical AN47.5,47.6		
21.7.22	Thu	Anat.Portals vein AN 47.8, 47.10,47.11	Biochem BI 7.2	Physio SDL	Lunch	Tutorial	Physio Practical Perimetry PY10.20 A	Physio Practical Acuity of vision &colour vision PY10.20 B	Biochem. B11.6, 11.16, C
22.7.22	Fri	Anat Embryology Amniocentesis AN 81.2	Biochem BI 7.3	PSM 14.2 treatment of hospital waste	Lunch	DOAP spleen AN47.5,47.6	Anat. Dissection/Histology practical AN47.5,47.6		
23.7.22	Sat	AETCOM			Lunch	AETCOM	Sports and extracurricular activity		
25.7.22	Mon	Anat SDL	Anat. Urinary bladder AN 48.2,48.5,48.6	Physio ECE	Lunch	DOAP pancreas AN47.5,47.6	Anat. Dissection/Histology practical AN47.5,47.6		

26.7.22	Tue	Anat.histology male reproductive system epididymis, vas deferens, prostate and penis AN52.2	PY 10.17 Ophthalm.	Biochem BI 7.4	Lunch	Tutorial	Physio Practical Perimetry PY10.20 B	Physio Practical Acuity of vision & colour vision PY10.20 C	Biochem. B11.6, 11.16, A
27.7.22	Wed	Physio PY 7.2	Anat.uterus AN 48.2,48.5,48.8	Anat. Ischiorectal fossa AN 49.4,AN49.5	Lunch	DOAP vermiform appendix AN 47.5,47.6	Anat. Dissection/Histology practical vermiform appendix AN 47.5,47.6		
28.7.22	Thu	Anat. Rectum anal canal AN 48.2,48.5	Biochem BI 8.1,8.2,8.3	Physio. ECE	Lunch	Tutorial	Physio Practical Perimetry PY10.20 C	Physio Practical Acuity of vision & colour vision PY10.20 A	Biochem. B11.6, 11.16, B
29.7.22	Fri	Anat.Embryology Development of oesophagus AN52.1	Biochem BI 8.4,8.5,11.16	Physio PY7.3	Lunch	DOAP Kidney AN 47.5,47.6	Anat. Dissection/Histology practical Kidney AN 47.5,47.6		
30.7.22	Sat	Biochem BI 8.1,8.2,8.3	Physio PY 4.2, 4.8	PSM 18.1 international health agencies/WHO/UN ICEF	Lunch	Tutorial A, B & C	Phy Pract C/E Abdomen PY 4.10 A	Phy Pract EEG demo PY10.12 B	Biochem. Practical BI 11.16, 11.16, 11.16 C
1.8.22	Mon	Anat. Perineal body AN 49.2	Anat. Histology female reproductive system, ovary	Physio PY 10.13, 10.14	Lunch	DOAP Urinary bladder AN 48.2,48.5,48.6	Anat. Dissection/Histology practical Urinary bladder AN 48.2,48.5,48.6		

			AN52.2						
2.8.22	Tue	Anat. Knee joint AN 18.4	Physio PY 10.15 (VI)ENT.	Biochem BI 8.4, 8.5	Lunch	Tutorial	Phy Pract C/E Abdomen PY 4.10 B	Phy Pract EEG demo PY10.12 C	Biochem. Practical BI 11.16, 11.16, 11.16 A
3.8.22	Wed	Physio SDL	Anat. Venous drainage of lower limb AN 20.3	Anat. Inter costal muscles AN 21.4	Lunch	DOAP uterus AN 48.2,48.5,48.8	Anat. Dissection/Histology practical uterus AN 48.2,48.5,48.8		
4.8.22	Thu	Anat. Embryology development of stomach AN 52.1,52.6	Biochem BI 7.5	Physio PY 10.17 (VI) Ophth.	Lunch	Tutorial A, B & C	Phy Pract C/E Abdomen PY 4.10 C	Phy Pract EEG demo PY10.12 A	Biochem. Practical BI 11.16, 11.16, 11.16 B
5.8.22	Fri	Anat. External features of the heart AN 22.2	Biochem BI 6.11	Physio PY 4.2,2.5,4.7,4.8	Lunch	DOAP . Rectum anal canal AN 48.2,48.5	Anat. Dissection/Histology practical . Rectum anal canal AN 48.2,48.5		
6.8.22	Sat	Biochem BI 6.9	Physio PY 10.15(VI)ENT	Anat SDL	Lunch	PSM SGT	PSM 17.1 Visit to PHC		
8.8.22	Mon	Anat. Histology female reproductive system,Uterus, uterine tube AN52.2	Anat. internal features of the heart AN 22.2	Physio PY 4.2,2.5,4.7,4.8	Lunch	DOAP Anat. Prostate AN 48.2,48.5,48.7,4 8.8	Anat. Dissection/Histology practical Anat. Prostate AN 48.2,48.5,48.7,48.8		

9.8.22	Tue	Anat.Oesophagus AN 23.1	Physio PY 10.16	PSM 18.1 Non governmental agencies in India	Lunch	Tutorial A, B & C	Phy Pract C/E Recording of body temp. PY11.1, 11.2 A	Phy Pract Pregnancy test PY9.10 B	Biochem. Practical BI 6.8, 11.16, 11.16 C
10.8.22	Wed	Physio PY 7.5	Anat. subclavian artery AN 35.3	Anat.emb face AN43.4	Physio SDL Lunch	Portal vein AN 47.8, 47.10,47.11	Anat. Dissection/Histology practical Portal vein AN 47.8, 47.10,47.11		
11.8.22	Thu	Anat. paranasal sinuses AN 37.2	Biochem BI 6.9	Physio PY 10.17	Lunch	Tutorial A, B & C	Phy Pract C/E Recording of body temp. PY11.1, 11.2 B	Phy Pract Pregnancy test PY9.10 C	Biochem. Practical BI 6.8, 11.16, 11.16 A
12.8.22	Fri	Anat. embryology development of dodeodenum, jej unum, ileum AN 52.1,52.6	Biochem BI 6.10	Physio PY 7.5 ECE	Lunch	Anat.SDL			
13.8.22	Sat	Sports & extracurricular activity			Lunch	Sports & extracurricular activity			
16.8.22	Tue	Anat. Internal ear AN 40.3	(VI)ENT Physio PY 10.18	Biochem BI 6.10		Anat. SDL	Phy Pract C/E Recording of body temp. PY11.1, 11.2 C	Phy Pract Pregnancy test PY9.10 A	Biochem. Practical BI 6.8, 11.16, 11.16 B
17.8.22	Wed	Physio PY 7.5	Anat.perenial pouches AN 49.1	Anat. Emb development of liver AN52.1,52.6	Physio PY 10.19	DOAP Ischiorectal fossa AN	Anat. Dissection/Histology practical Ischiorectal fossa AN 49.4,AN49.5		

						49.4,AN49.5			
18.8.22	Thu	Anat rotator cuff muscles.AN10.10	Biochem ECE BI 6.7,6.8 Align with physio	Physio PY 1.6	Lunch	PSM SDL	PSM 17.1 Visit to Sub Centre		
19.8.22	Fri	Anat. Axillary nerve AN 10.13	Biochem BI10.3 to10.5	Physio PY 4.1	Lunch	PSM SDL	FIELD VISIT PSM insectisides rodenticides 3.8		
20.8.22	Sat	Biochem ECE BI 6.13,6.14,6.15	Physio PY 7.1	PSM Revision	Lunch	PSM SDL	PSM 17.1 Visit to CHC		
22.8.22 to 3.9.22 second internal assessment exam.									
5.9.22	Mon	Anat. histology female reproductive system,cervix, AN52.2	Anat. SDL	Physio PY 4.2	Lunch	Anat. ECE.			
6.9.22	Tue	Anat. Flexor retinaculum,extensor retinoculum AN 12.3,12.14	Physio PY 7.3	Biochem. BI 6.1	Lunch	Tutorial A, B & C	Phy Pract NCV demo PY 3.13 A	Phy Pract Calculation blood indicesPY2.11 B	Biochem. Practical BI 11.16 C
7.9.22	Wed	Physio PY 4.2,4.8	Anat. Venepuncture of cubital vein AN 11.3	Anat. emb development of gall bladder,pancreasA	Lunch	DOAP rotator cuff muscles.AN10.10	Anat. Dissection/Histology practical rotator cuff muscles.AN10.10		

			.	N52.1,52.6					
8.9.22	Thu	Anat. anastomosis around Elbow joint AN 11.6	Biochem. BI 6.13 to 6.15 Align Physio	Physio PY 7.4	Lunch	Tutorial A, B & C	Phy Pract NCV demo PY 3.13 B	Phy Pract Calculation blood indicesPY2.11 C	Biochem. Practical BI 11.16 A
9.9.22	Fri.	Anat ECE LECT	Biochem HI BI 6.7, 6.8, 11.17 (Aligned with Phy)	Physio PY 4.3	Lunch	DOAP Axillary nerve AN 10.13 Flexor retinaculum,ext ensor retinoculum AN 12.3,12.14	Anat. Dissection/Histology practical Axillary nerve AN 10.13 Flexor retinaculum,extensor retinoculum AN 12.3,12.14		
12.9.22	Mon	Anat.histology placenta umbilical cord AN52.2	Anat. Carpel tunnel syndrome AN12.4	Physio PY 7.5	Lunch	DOAP anastomosis around Elbow joint AN 11.6	Anat. Dissection/Histology practical anastomosis around Elbow joint AN 11.6		
13.9.22	Tue	Anat. Muscles of hand AN12.5	Physio PY 1.7, 7.5 (Aligned with Bio)	Biochem. ECE	Lunch	Tutorial	Phy Pract NCV demo PY 3.13 C	Phy Pract Calculation blood indicesPY2.11 A	Biochem. Practical BI 11.16 B
14.9.22	Wed	Physio PY 4.3	Anat. Testing of muscles AN 13.7	Anat.nerves of thigh AN15.1 Physio PY 4.4, 4.5, 4.6	Lunch	DOAP Carpel tunnel syndrome AN12.4	Anat. Dissection/Histology practical Carpel tunnel syndrome AN12.4		
15.9.22	Thu	Anat. Embryo. development of supra renal gland AN52.1,52.6,	Biochem SDL	Physio PY7.6,7.9	Lunch	Tutorial	Phy Pract Autonomic function test PY 5.14 A	Phy Pract Endocrine photographs PY 8.2 B	Biochem. Practical BI 11.17, 11.18 C

		Development of SVC, IVC AN 25.6							
16.9.22	Fri	Anat. AN47.5,47.6 Liver (Align. With biochemistry)	Biochem HI BI 6.13, 6.14, 6.15 (Align. With anatomy)	Physio PY 4.3, 4.9 Align Biochem	Lunch		Anat ECE		
17.9.22	Sat	Biochem. ECE	Physio PY 7.7 (VI) Med	PSM SDL	Lunch	Tutorial A, B & C	Phy Pract Autonomic function test PY 5.14 B	Phy Pract Endocrine photographs PY 8.2 C	Biochem. Practical BI 11.17, 11.18 A
19.9.22	Mon	Anat. Histology spinal cord AN64.1	Anat. femoral hernia AN 15.4	Physio PY 4.4, 4.9 (VI) Gen Medicine Anat.	Lunch	Muscles of hand AN12.5)	Anat. Dissection/Histology practical Muscles of hand AN12.5		
20.9.22	Tue	Anat. Palpation of the arteries of the lower limb AN 20.8,20.9	Physio PY 7.8(Aligned with Biochem)	Biochem. BI 7.6,7.7	Lunch	Tutorial A, B & C	Phy Pract Autonomic function test PY 5.14 C	Phy Pract Endocrine photographs PY 8.2 A	Biochem. Practical BI 11.17, 11.18 B
21.9.22	Wed	Physio ECE	Anat.gluteal region AN16.1	Anat.SDL	Lunch	DOAP arteries of thigh AN15.1	Anat. Dissection/Histology practical femoral hernia AN 15.4, arteries of thigh nerves of thigh AN15.1		
22.9.22	Thur	Anat. Gluteal intramuscular injection AN16.2	Biochem. SDL Case studies	Physio PY ECE	Lunch	Tutorial A, B & C	Phy Pract revision A, B & C	Phy Pract revision A, B & C	Biochem. Practical revisionA, B & C
23.9.22	Fri.	Anat embry.develop ment of midgut and hind gut AN52.6	Biochem ECE BI 11.23, 11.24	Physio PY11.1	Lunch	DOAP femoral hernia AN 15.4,	Anat. Dissection/Histology practical femoral hernia AN 15.4, arteries of thigh nerves of thigh AN15.1		

26.9.22	Mon	Anat. Histology Cerebellum AN 64.1	Anat. Arch of aorta AN 23.4	Physio PY11.2, 11.3	Lunch	DOAP gluteal region AN16.1	Anat. Dissection/Histology practical gluteal region AN16.1		
27.9.22	Tue	Anat. Splanchnic nerves AN23.6	Physio PY 8.2, 8.6	Biochem BI 11.16 quality control	Lunch	Tutorial	Phy Pract reticulocyte demo PY 2.13 and OSPEE A	Phy Pract blood indices ,PY2.11, PBL B	Biochem. Practical BI 11.20, 11.24 C
28.9.22	Wed	Physio PY 9.1, 9.2	Anat Thoracic duct AN 23.2	Anat. Azygos, Hemiazygos veins AN 23.3	Lunch	DOAP Arch of aorta AN 23.4	Anat. Dissection/Histology practical Arch of aorta AN 23.4 ,Splanchnic nerves AN23.6		
29.9.22	Thur.	Anat. Pleura AN 24.1	Biochem BI 10.1, 10.2	Physio PY 8.2	Lunch	Tutorial	Phy Pract reticulocyte demo PY 2.13 and OSPEE B	Phy Pract blood indices ,PY2.11, PBL C	Biochem. Practical BI 11.20, 11.24 A
30.9.22	Fri	Anat embry.develop ment of midgut and hind gut AN52.6	Biochem ECE vaccination BI 10.3, 10.4, 10.5	Physio PY 9.3	Lunch	DOAP Thoracic duct AN 23.2	Anat. Dissection/Histology practical Thoracic duct AN 23.2		
1.10.22	Sat.	Biochem BI 11.16	Physio PY 8.2	PSM SDL	Lunch	Tutorial	Phy Pract reticulocyte demo PY 2.13 and OSPEE C	Phy Pract blood indices ,PY2.11, PBL A	Biochem. Practical BI 11.20, 11.24 B
3.10.22	Mon	Anat. Bronchopulmo nary segments AN 24.3	Anat. Trachea AN 24.6	Physio PY 8.2	Lunch	DOAP Pleura AN 24.1	Anat. Dissection/Histology practical Pleura AN 24.1		
4.10.22	Tue	Anat. Histology Cerebrum AN 64.1	Physio PY 9.3,9.5	Biochem BI 10.3, 10.4, SDL	Lunch	Tutorial A, B & C	Phy Pract ECE A	Phy Pract Discussion on graphs and charts B	Bio Pract ECE (Jaundice) C

6.10.22	Thu	Anat. Parotid gland AN 28.9	Biochem BI 11.16	Physio PY 9.4	Lunch	Tutorial A, B & C	Phy Pract ECE B	Phy Pract Discussion on graphs and charts C	Bio Pract ECE (Jaundice) A
7.10.22	Fri	Anat Sternocleidoma stoid muscle AN 29.1	Biochem 11.16 (ELISA)	Physio PY 8.1,8.2	Lunch	DOAP Trachea AN 24.6	Anat. Dissection/Histology practical Trachea AN 24.6		
10.10.2 2	Mon.	Anat. Facial artery AN 28.3	Anat embry.developm ent of midgut and hand gut AN52.6	Physio PY 8.1,8.2	Lunch	DOAP Facial artery AN 28.3	Anat. Dissection/Histology practical Facial artery AN 28.3		
11.10.2 2	Tue	Anat Dural venous sinuses AN 30.4	Physio PY 9.4,9.5	Biochem 11.16 Vaccine preparation	Lunch	Tutorial A, B & C	Phy Pract ECE C	Phy Pract Discussion on graphs and charts A	Bio Pract ECE (Jaundice) B
12.10.2 2	Wed.	Physio PY 9.6 (VI) Ob/Gy, PSM	Anat Lacrimal apparatus AN 31.4 Biochem BI 9.1, 9.2,9.3	Anat Anat.Thyroid gland AN35.2 (Alignment with physiology)	Lunch	DOAP Parotid gland AN 28.9	Anat. Dissection/Histology practical Parotid gland AN 28.9		
13.10.2 2	Thu	Anat Histology Trachea AN 25.1	Biochem BI 11.16	Physio PY 8.2	Lunch	Tutorial	Phy Pract ECE (MICU Visit) A	Phy Pract PBL B	Biochem. Practical Discussion on graphs and charts C
14.10.2 2	Fri	Anat Auditory tube AN 40.2	Biochem SDL	Physio PY 8.4	Lunch	DOAP Dural venous sinuses AN 30.4	Anat. Dissection/Histology practical Dural venous sinuses AN 30.4		
15.10.2 2	Sat.	Biochem 11.16	Physio PY 9.7, 9.9	PSM SGT	Lunch	Tutorial A, B & C	Phy Pract ECE (MICU Visit) B	Phy Pract PBL C	Biochem. Practical Discussion on graphs and charts

									A
17.10.22	Mon.	Anat Middle ear AN 40.2	Anat Embryology Development of lung AN 25.2	Physio PY 8.2	Lunch	DOAP Temporomandibular joint AN 33.5	Anat. Dissection/Histology practical Temporomandibular joint AN 33.5		
18.10.22	Tues.	Anat Eyeball AN 41.1	Physio PY 9.8, 9.10 (VI)OB/GY	Biochem SDL 8.4	Lunch	Tutorial	Phy Pract ECE (MICU Visit) C	Phy Pract PBL A	Biochem. Practical Discussion on graphs and charts B
19.10.22	Wed	Physio PY 9.11, 9.12	Anat Histology Lung AN 25.1	Anat Intraocular muscles AN 41.3	Lunch	DOAP Middle ear AN 40.2	Anat. Dissection/Histology practical Middle ear AN 40.2		
20.10.22	Thu	Anat Quadrants of abdomen AN 44.1	Biochem SDL 8.5	Physio SDL	Lunch	Tutorial A, B & C	Physio hemat. Revision& SDL A	Physio clinical examination Revision& SDL B	Biochem. Revision C
DIWALI VACATION 21/10/2022 TO 31/10/2022									
1.11.22	Tue.	Anat Thoracolumbar fascia AN 45.1	Physio PY 8.5,11.5	Biochem. BI11.18	Lunch	Tutorial A, B & C	Physio hemat. Revision& SDL B	Physio clinical examination Revision& SDL C	Biochem. Revision A

2.11.22	Wed.	Physio PY 11.6	Anat Lumbar plexus AN 45.2	Anat Histology of Pituitary gland AN 43.2, Histology of thyroid gland AN 43.2	Lunch	DOAP Quadrants of abdomen AN 44.1	Anat. Dissection/Histology practical Quadrants of abdomen AN 44.1		
3.11.22	Thur.	Anat. Stomach AN47.5, AN47.6 VI-SURG	Biochem BI 6.8,11.16	Physio PY 8.4	Lunch	Tutorial A, B & C	Physio hemat. Revision& SDL C	Physio clinical examination Revision& SDL A	Biochem. Revision B
4.11.22	Fri.	Anat . SDL	Biochem BI SDL	Physio PY 11.7	Lunch	DOAP Eyeball AN 41.1	Anat. Dissection/Histology practical Eyeball AN 41.1, Intraocular muscles AN 41.3		
5.11.22	Sat.	Biochem BI SDL	Physio PY 11.12	PSM SDL	Lunch	Tutorial A, B & C	Physio hemat. Revision & SDL A	Physio clinical examination Revision& SDL B	Biochem. Revision C
7.11.22	Mon.	Anat. Liver AN47.5, AN47.6 VI-SURG	Anat Embryology Development of Heart AN 25.2	Physio PY 3.12	Lunch	DOAP Thoracolumbar fascia AN 45.1	Anat. Dissection/Histology practical Thoracolumbar fascia AN 45.1, Lumbar plexus AN 45.2		
8.11.22	Tue.	Anat. Portosystemic anastomosis AN 45.10	Physio PY 3.12	Biochem BI 11.16	Lunch		Physio hemat. Revision& SDL C	Physio clinical examination Revision& SDL A	Biochem. Revision B

9.11.22	Wed.	Physio PY 3.13	Anat. Thoracoabdomin al diaphragm AN 47.13	Anat. SDL	Lunch	DOAP Anat. Dissection/Histo logy practical	Anat. Dissection/Histology practical Thoracoabdominal diaphragm AN 47.13		
10.11.2 2	Thur	Anat Genetics Genetic Counselling AN 75.5	Biochem BI 11.16	Physio SDL	Lunch	Tutorial	Physio hemat. Revision & SDL	Physio clinical examination Revision & SDL	Biochem. Revision
11.11.2 2	Fri.	Anat Basal ganglia AN 62.4	Biochem BI 11.16	Physio SDL	Lunch	DOAP Liver AN47.5, AN47.6	Anat. Dissection/Histology practical Liver AN47.5, AN47.6 VI-SURG		
14.11.2 2	Mon.	Anat Histology of cornea AN 43.2, Histology of retina AN 43.2	Anat Genetics Karyotyping AN 73.2	Physio SDL	Lunch	DOAP Anat. Stomach AN47.5, AN47.6	Anat. Dissection/Histology practical Stomach AN47.5, AN47.6 VI-SURG		
15.11.2 2	Tue	Anat Genetics Chromosomal structure and Chromosomal aberrations AN 73.1, 75.1	Physio (ECE)	Biochem BI 11.16	Lunch	Tutorial A, B & C	Phy Pract PY 5.14 PY 2.13 A	PY 8.2 (Endocrine Photographs) PY 2.11 B	Biochem. Practical BI 11.11 BI 11.16, 11.19 C

16.11.2 2	Wed	Physio SDL	Anat Genetics Modes of inheritance AN 74.1	Anat Embryology Development of branchial apparatus AN 43.4	Lunch	DOAP AN53.1 Sacrum	Anat. Dissection/Histology practical Limbic system, Basal ganglia AN 62.4 AN 62.4		
17.11.2 2	Thu	Anat Histology of tongue AN 43.2, Histology of epiglottis AN 43.2	Biochem BI 11.16	Physio SDL	Lunch	AETCOM SDL	AETCOM		
18.11.2 2	Fri	Embryology Development of eye AN 43.4	Biochem SDL	Physio (ECE)	Lunch	DOAP AN53.2 Bony pelvis	Anat. Dissection/Histology practical Perineal pouch AN49.1, AN49.2, AN49.3, AN49.5 VI-OBG		
19.11.2 2	Sat	Biochem SDL	Physio SDL	Anat. SDL	Lunch	AETCOM SDL	Phy Pract PY 5.14 PY 2.13 B	Phy Pract PY 8.2 (Endocrine Photographs) PY 2.11 C	Biochem. Practical BI 11.11 BI 11.16, 11.19 A
21.11.2 2	Mon.	Anat Embryology Development of Heart AN 25.2	Anat SDL	Physio PY 8.2,8.3,8.4	Lunch	DOAP AN53.2, AN53.3 Bony pelvis	Anat. Dissection/Histology practical Urinary bladder AN48.2, AN48.5, AN48.6 VI-SURG		
22.11.2	Tue.	Anat SDL	Physio SDL	Biochem SDL	Lunch	Tutorial A, B & C	Phy Pract PY 5.14 PY 2.13	PY 8.2 (Endocrine Photographs) PY	Biochem. Practical BI 11.11 BI 11.16, 11.19

2							C	2.11 A	B
23.11.2 22	Wed.	Physio SDL	Anat SDL	Anat SDL	Lunch	DOAP Peritoneal folds AN 47.2	Anat. Dissection/Histology practical Ischiorectal fossa AN49.4, AN49.5 VI-SURG		
24.11.2 1	Thur	AETCOM			Lunch	physio SDL	AETCOM SDL		
25.11.2 2	Fri.	Anat SDL	Biochem SDL	Physio SDL	Lunch	DOAP Skull	Anat. Dissection/Histology practical AN 27.1		
28.11.2 2	Mon.	Anat. SDL	Anat SDL	Physio SDL	Lunch	DOAP AN 60.1	Anat. Dissection/Histology practical AN 60.1		
29.11.2 2	Tue.	Anat SDL	Physio SDL	Biochem SDL	Lunch	Tutorial A, B & C	Phy Pract PY Revision A	Phy Pract PY Revision B	Biochem. Practical BI Revision C
30.11.2 2	Wed.	Physio SDL	Anat SDL	Anat SDL	Lunch	DOAP AN63.1	Anat. Dissection/Histology practical AN63.1		
1.12.22	Thu	Anat ECE	Biochem BI 11.16	Physio ECE	Lunch	Tutorial A, B & C	Phy Pract PY Revision B	Phy Pract PY Revision C	Biochem. Practical BI Revision A
2.12.22	Fri	Anat ECE	Biochem BI 11.16	PhysioECE	Lunch	Anat DOAP	Anat ECE		
3.12.22	Sat	Biochem SDL	Physio SDL	Anat ECE	Lunch	Tutorial A, B & C	Phy Pract PY Revision C	Phy Pract PY Revision A	Biochem. Practical BI Revision B
5.12.22	Mon.	Anat ECE	Anat ECE	Physio SDL	Lunch	Anat SDL	Anat Revision		

6.12.22	Tue.	Anat SDL	Physio SDL	Biochem ECE	Lunch	Tutorial A, B & C	Phy Pract ECE PY A	Phy Pract ECE PY B	Biochem. Practical ECE C
7.12.22	Wed.	Physio SDL	Anat SDL	Anat SDL	Lunch	DOAO AN	Anat Revision		
8.12.22	Thu	Anat SDL	Biochem Revision	Physio SDL	Lunch	Tutorial A, B & C	Phy Pract ECE PY B	Phy Pract ECE PY C	Biochem. Practical ECE A
9.12.22	Fri	Anat SDL	Biochem Revision	Physio SDL	Lunch	AN DOAP.–cervical vertebrae AN26.5	Anat Revision AN DOAP.–cervical vertebrae AN26.5		
12.12.22	Mon.	Anat SDL	Anat SDL	Physio SDL	Lunch	AETCOM			
13.12.22	Tue.	Anat Revision	Physio SDL	Biochem Revision	Lunch	Tutorial A, B & C	Phy Pract ECE C	Phy Pract ECE A	Biochem. Practical ECE B
14.12.22	Wed.	Physio SDL	Anat Revision	Anat Revision	Lunch	DOAP AN	Anat Revision		
15.12.22	Thu	Anat Revision	Biochem Revision	Physio SDL	Lunch	Tutorial A, B & C	Phy Pract ECE PY A	Phy Pract ECE PY B	Biochem. Practical C
16.12.22	Fri	Anat Revision	Biochem Revision	Physio SDL	Lunch	DOAP AN	Anat Revision		
17.12.22	Sat.	Biochem Revision	Physio SDL	Anat Revision	Lunch	Tutorial A, B & C	Phy Pract ECE PY B	Phy Pract ECE PY C	Biochem. Practical A
19.12.22	Mon.	Anat Revision	Anat Revision	Physio Revision	Lunch	DOAP AN	Anat Revision		

2									
20.12.2 2	Tue.	Anat Revision	Physio Revision	Biochem Revision	Lunch	Tutorial A, B & C	Phy Pract ECE C	Phy Pract ECE A	Biochem. Practical B
21.12.2 2	Wed.	Physio Revision	Anat Revision	Anat Revision	Lunch	AETCOM			
22.12.2 2	Thu	Anat Revision	Biochem Revision	Physio Revision	Lunch	Tutorial A, B & C	Biochem. Practical BI Revision		
23.12.2 2	Fri	Anat Revision	Biochem Revision	Physio Revision	Lunch	DOAP AN	Anat Revision		
24.12.2 2	Sat.	Biochem Revision	Physio Revision	Anat Revision	Lunch	Tutorial A, B & C	Biochem. Practical BI Revision		






Preparatory leave 27.12.22 TO 31.12.22

Prelim exam.2 Jan 2023 to 21 Jan. 2023

Subject wise Teaching hours for Phase I

Subject	Lectures	SGT/Tutorials/Integrated Learning/Practical	SDL	Total Hours
Human anatomy	234	382	29	645
Physiology	170	256	28	454
Biochemistry	95	159	16	270
Community Medicine	20	30	4	54

Abbreviation	Full form
HI	Horizontal integration
VI	Vertical integration
ECE	Early Clinical exposure
SGT	Small group teaching
FA	Formative assessment
SDL	Self directed learning

Color codes	
SDL	
ECE	
AETCOM	
Examination	
PSM	

KIMSOU